HSF Pb RoHS

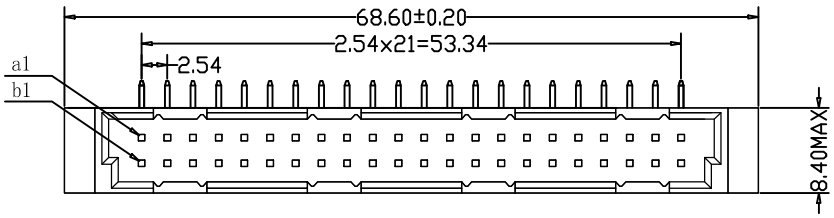

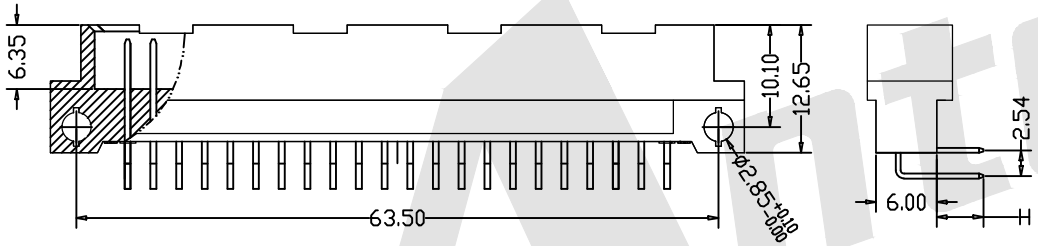

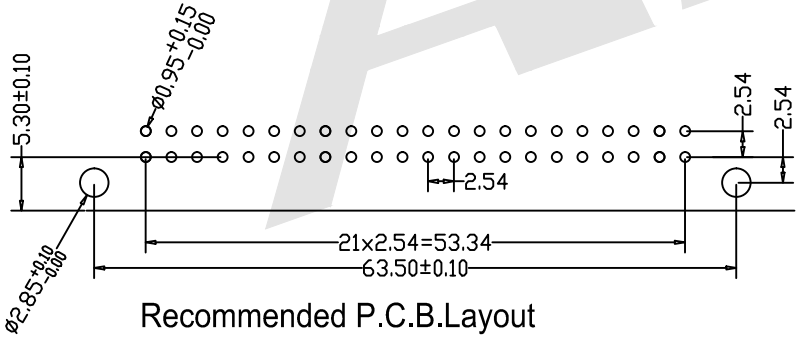

Recommended P.C.B.Layout

SPECIFICATION

Current Rating: 2.0Amp
Insulation Resistance: 100000MΩ min.at DC 100V
Contact Resistance: 20MΩ max
Withstand Voltage: AC 1000V For 1 Minute
Operating Temperature: -55° C to +105° C
Contact Material: Brass
Contact Plating: Au or Sn Over Ni
Insulator Material: PBT+30%GF UL 94V-0
Insertion Force: 44 pin max.42N
Withdrawal Force: 0.15N min.per individual contact

Ordering Code:

DMR - XX - X - X - X -244
① ② ③ ④ ⑤ ⑥

① Series No:

② No. of Contacts
44p 22P

③ Termination
B:Right tail length H=3.0mm
F:Right tail length H=4.4mm
M:Right tail length H=13.0mm

④ Rows Loaded With Contacts
A:Row a+b C:Row a
C1:Row a+b(2,4,6...)

⑤ Contact Plating
G0: Gold flash
S0: Gold flash/Ni
G1: 3u" Gold
S1: 3u" Gold/Ni
G2: 5u" Gold
S2: 5u" Gold/Ni
G3: 10u" Gold
S3: 10u" Gold/Ni
G4: 15u" Gold
S4: 15u" Gold/Ni
G5: 30u" Gold
S5: 30u" Gold/Ni
SN: Tin

⑥ Series number
244

Code	Number Of Contacts	Contact Arrangement	Rows With Contacts	Pitch
A	44	a b	a b	2.54
C	22	a b	a-	2.54
C1	22	a b	a b	5.08

Unless Otherwise specified tolerance
X. ±0.35 X.XX: ±0.20
X.X: ±0.25 X.XXX: ±0.15

SCALE: As Shown
UNIT: mm
DRAW Lv Xun Hua DATE 11/03/2019
CHECK BobYang DATE 11/03/2019

3rd ANGLE PROJECTION

ANTENK ELECTRONICS CO,.LTD
Http://www.antenk.com
E-mail:sales@antenk.com

TITLE: DIN 41612 Right Angle Plug Type Half B Connectors 44 Positions

DRAWING NO: DMR-XX-XXX-244
PRODUCT NO: DMR-XX-XXX-244

REV	DESCRIPTION	DATE

Antenk